

**MOD : E22/2ID4T-N**

**Production code : 393277**



**Modular Cooking Range Line  
ECO 90 2 Zone Electric  
Induction Cooking Top**

ITEM # \_\_\_\_\_

MODEL # \_\_\_\_\_

NAME # \_\_\_\_\_

SIS # \_\_\_\_\_

AIA # \_\_\_\_\_



393277 (A9INED2008)

2-zone (5 kW each) electric induction cooking top

**Short Form Specification**

Item No. \_\_\_\_\_

Glass ceramic cooking surface with 2 independently controlled 5 kW induction zones. Induction top surface with seamless transition between individual heating zones. Body and work top of unit entirely in stainless steel with Scotch Brite finish. Extra strength work top in heavy duty 2 mm stainless steel. Right-angled side edges to allow flush-fitting junction between units.

**Main Features**

- Glass ceramic cooking surface with 2 independently controlled induction zones with a power of 5 kW per zone.
- Almost the entire surface of the ceramic plate can be used without “dead” spots.
- One indicating lamp for each zone located on control console.
- Induction plates endowed with overheating safety device.
- Power to the individual zones can be set with progressive output i.e. fine regulation at the lower and larger progress at the upper levels.
- Low heat dissipation to the kitchen.
- The smooth, glass ceramic plate is not directly heated, so there is no burning on cooking surface.
- IPX5 water protection.
- Pots diameter to be used : min 12cm, max 28 cm in order to obtain maximum heating efficiency.
- Suitable for countertop installation.

**Construction**

- All exterior panels in Stainless Steel with Scotch Brite finishing.
- AISI 304 stainless steel worktop, 2mm thick.
- Model has right-angled side edges to allow flush fitting joints between units, eliminating gaps and possible dirt traps.
- Unit is 900mm deep to give a larger working surface area.

**Sustainability**

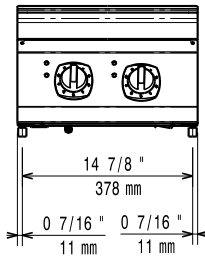
- This model is compliant with Swiss Energy Efficiency Ordinance (730.02).

APPROVAL: \_\_\_\_\_

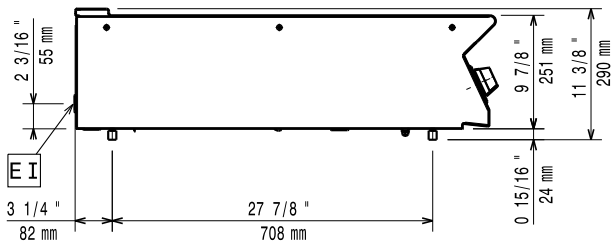


## Modular Cooking Range Line ECO 90 2 Zone Electric Induction Cooking Top

Front

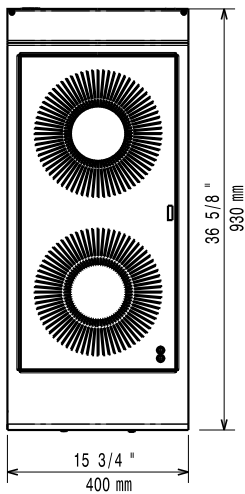


Side



- EI = Electrical inlet (power)  
EQ = Equipotential screw

Top



### Electric

Supply voltage:	380-415 V/3 ph/50/60 Hz
Predisposed for:	380-415V 3~ 50/60Hz 10kW
Total Watts:	10 kW

### Key Information:

Induction compatible pots & pans must be used.

Net weight:	40 kg
Shipping weight:	44 kg
Shipping height:	540 mm
Shipping width:	500 mm
Shipping depth:	1020 mm
Shipping volume:	0.28 m <sup>3</sup>
Certification group:	IH920
Induction Top Dimensions (width):	400 mm
Induction Top Dimensions (depth):	900 mm

If appliance is set up or next to or against temperature sensitive furniture or similar, a safety gap of approximately 150 mm should be maintained or some form of heat insulation fitted.



Modular Cooking Range Line  
ECO 90 2 Zone Electric Induction Cooking Top

The company reserves the right to make modifications to the products without prior notice. All information correct at time of printing.