



MOD : CVX/2M

Production code : BERVDI2700PRO1F-C

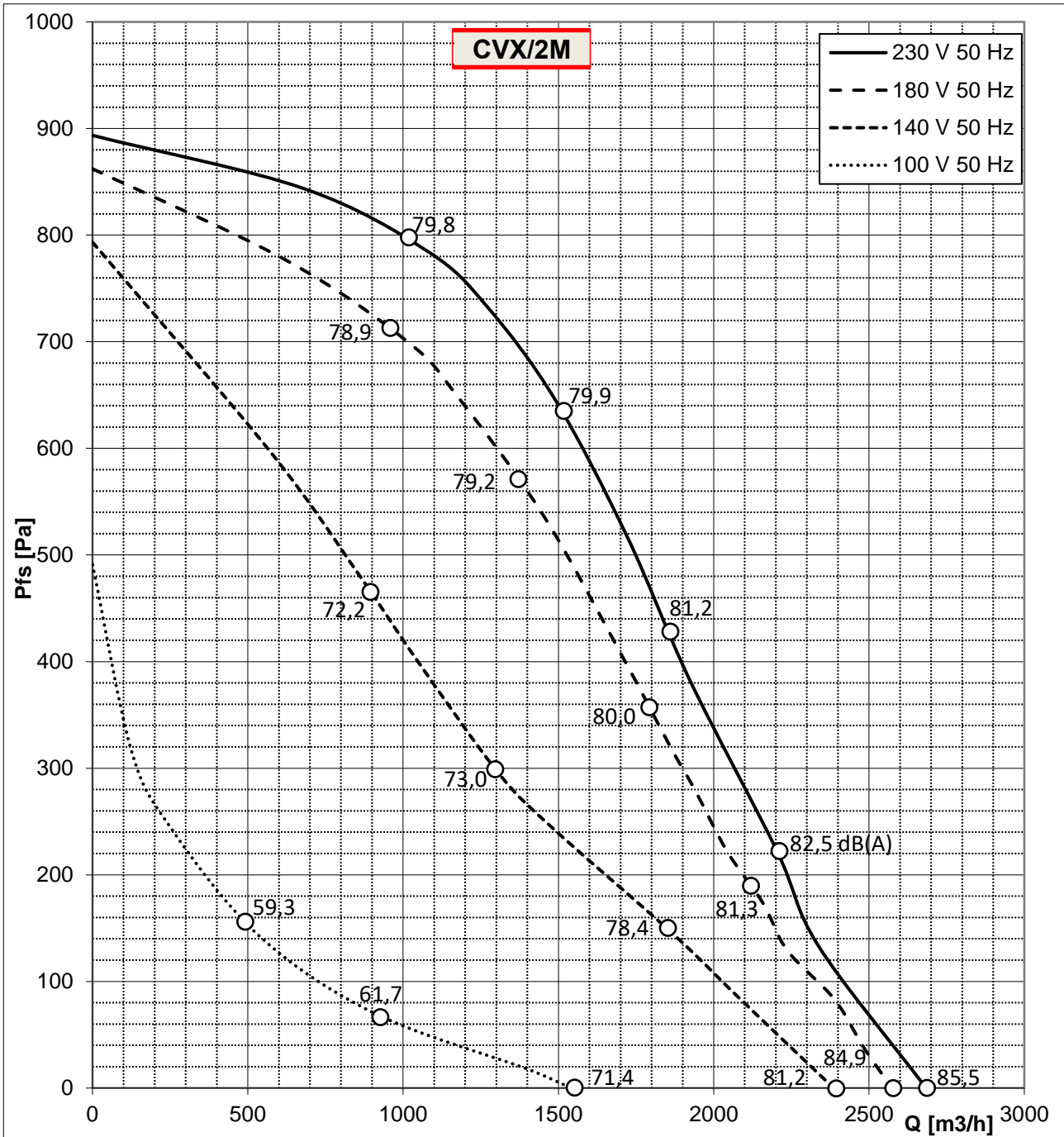
09/2024



Air density (γ): 1.20 kg/m³
 Installation type "B": free inlet, ducted outlet
 12000 m³/h fan test chamber according to AMCA 210/05 fig. 12
 Free-field inlet side Lp(A) measurements at 1 m according to ISO 3746:2011

Fan type:	CVX/2M	Motor code:	2011025	Motor T.H.:	YES-IN
Date:	2023/11/16	Motor power [W]:	550	Capacitor [μF]:	16
Power supply[V]:	230 1~	Motor poles:	2	Fan max. abs. current [A]:	3
Frequency [Hz]:	50	Mot. prot. class:	IP55		
		Mot. ins. class:	F		

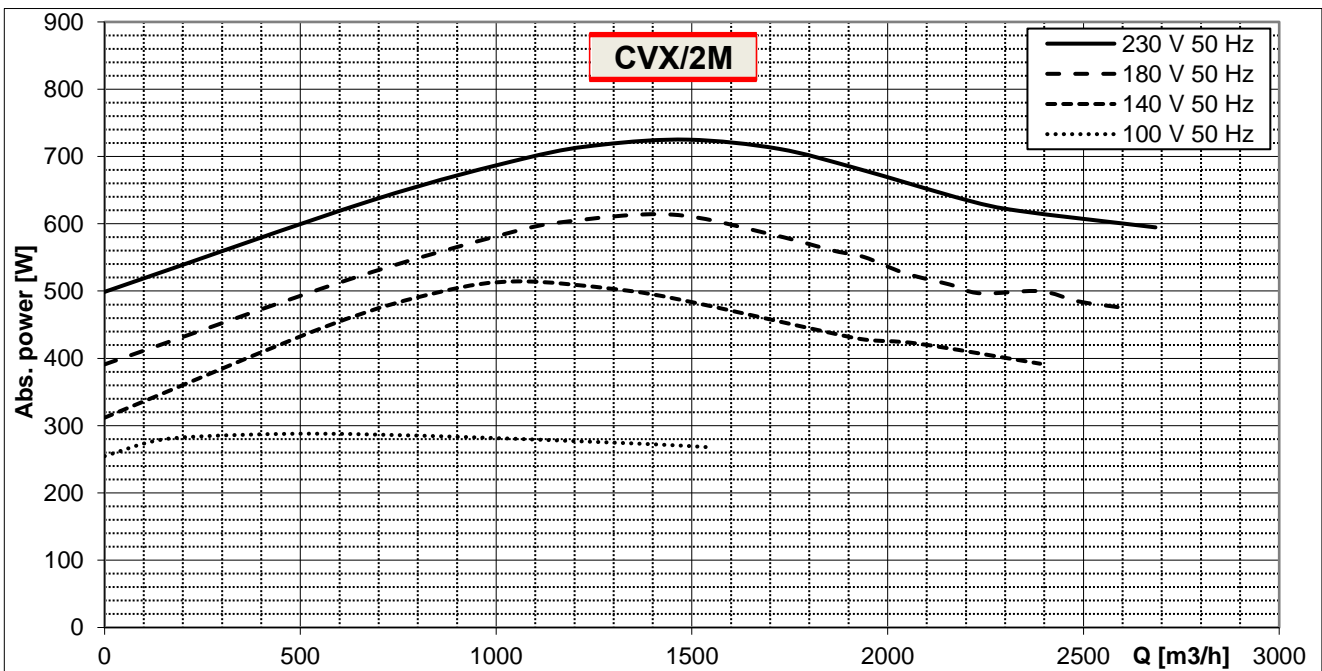
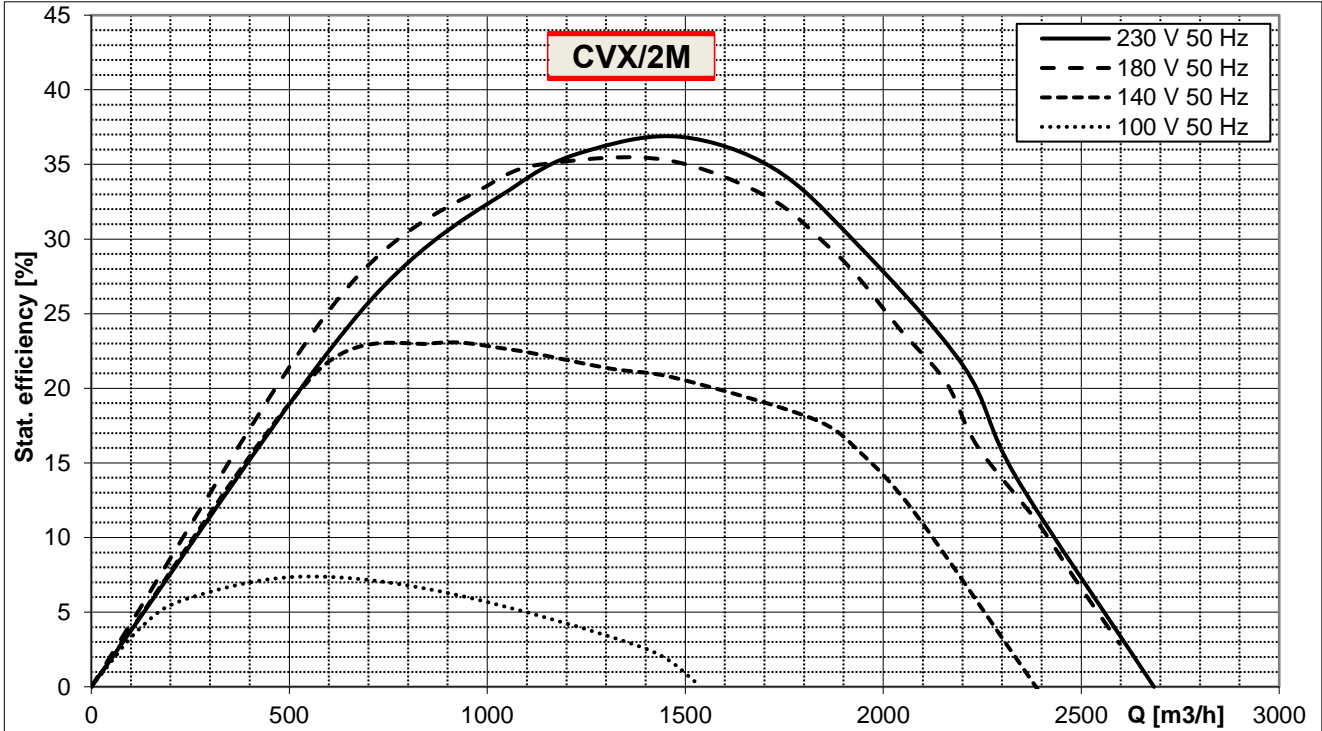
ErP status: Not subjected to ErP Regulation



Air density (γ): 1.20 kg/m³
 Installation type "B": free inlet, ducted outlet
 12000 m³/h fan test chamber according to AMCA 210/05 fig. 12
 Free-field inlet side Lp(A) measurements at 1 m according to ISO 3746:2011

Fan type:	CVX/2M	Motor code:	2011025	Motor T.H.:	YES-IN
Date:	2023/11/16	Motor power [W]:	550	Capacitor [μF]:	16
Power supply[V]:	230 1~	Motor poles:	2	Fan max. abs. current [A]:	3
Frequency [Hz]:	50	Mot. prot. class:	IP55		
		Mot. ins. class:	F		

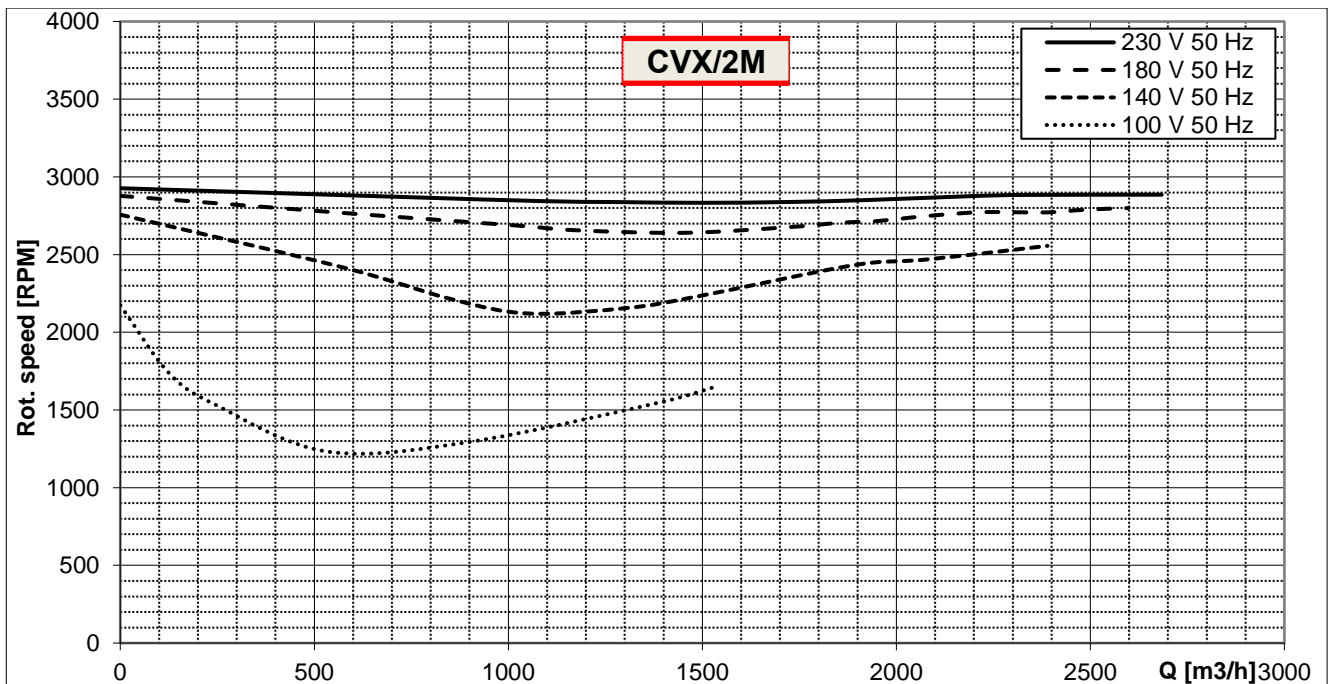
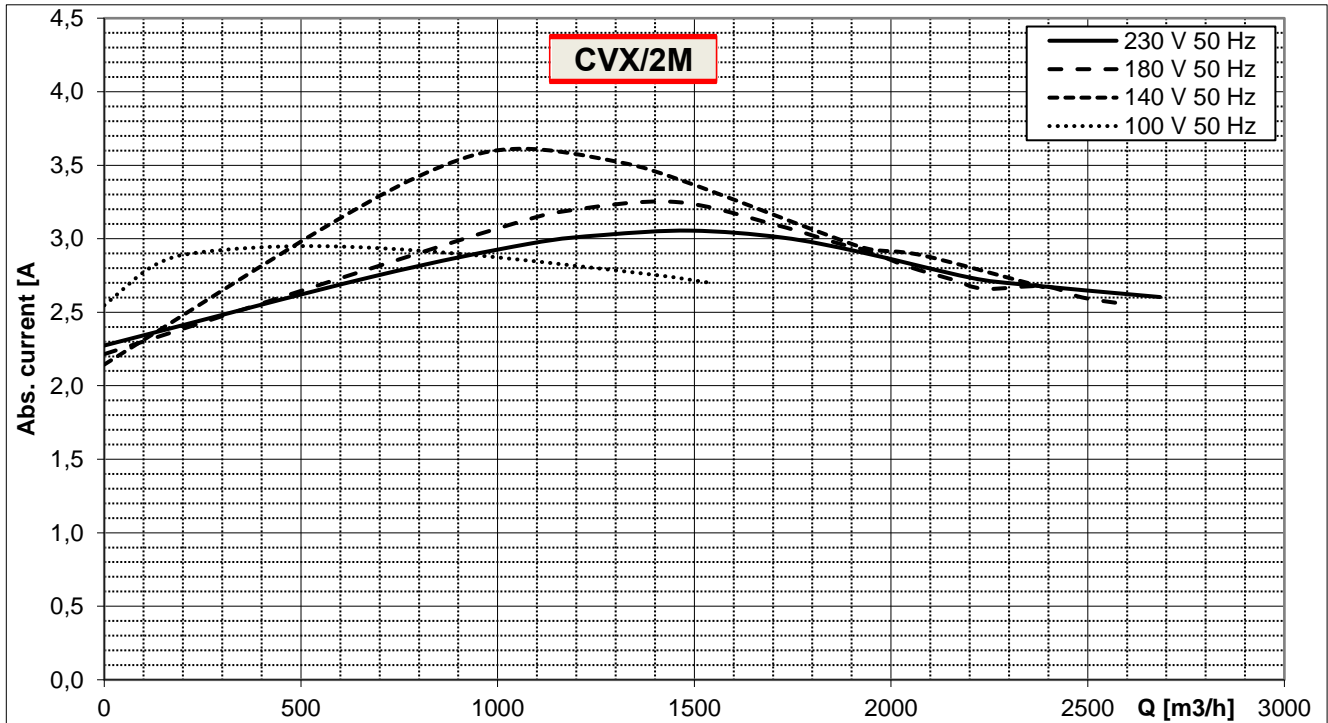
ErP status: Not subjected to ErP Regulation



Air density (γ): 1.20 kg/m³
 Installation type "B": free inlet, ducted outlet
 12000 m³/h fan test chamber according to AMCA 210/05 fig. 12
 Free-field inlet side Lp(A) measurements at 1 m according to ISO 3746:2011

Fan type:	CVX/2M	Motor code:	2011025	Motor T.H.:	YES-IN
Date:	2023/11/16	Motor power [W]:	550	Capacitor [μF]:	16
Power supply[V]:	230 1~	Motor poles:	2	Fan max. abs. current [A]:	3
Frequency [Hz]:	50	Mot. prot. class:	IP55		
		Mot. ins. class:	F		

ErP status: Not subjected to ErP Regulation

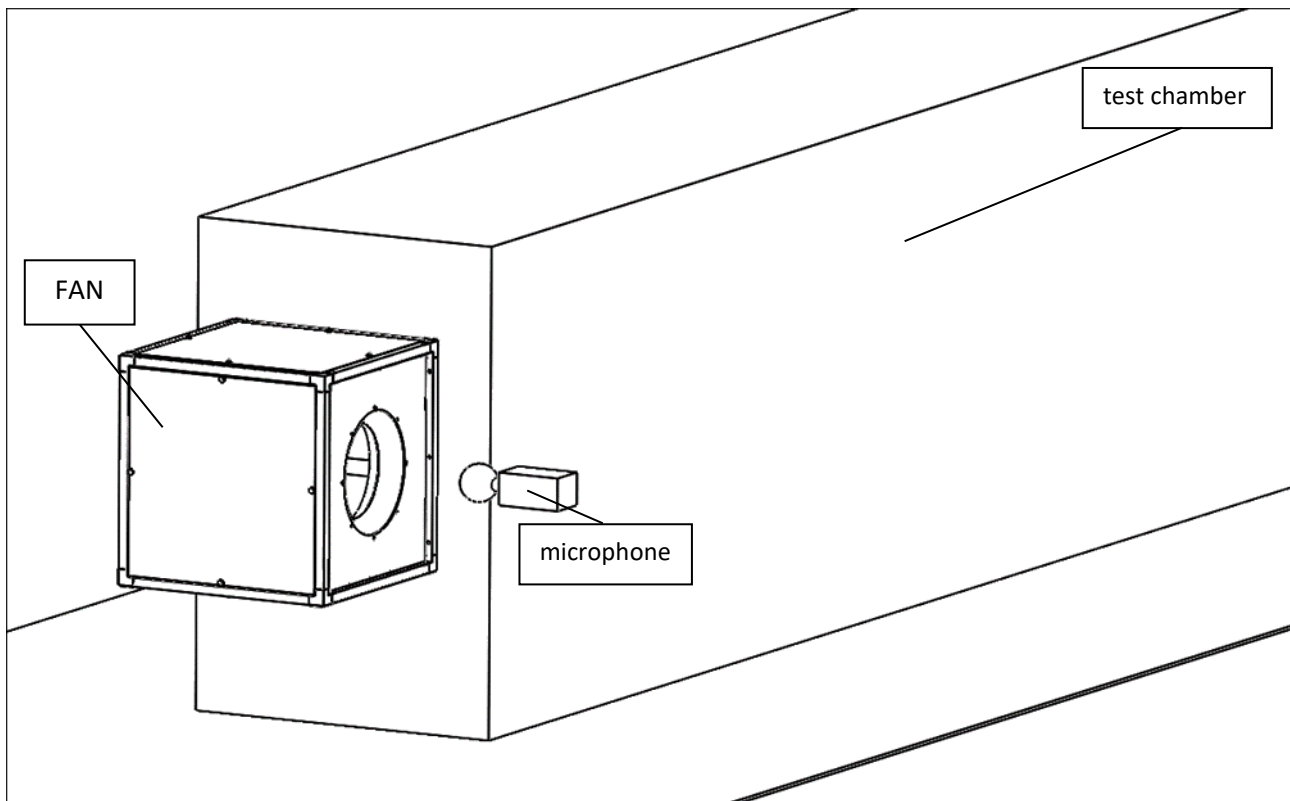


Air density (γ): 1.20 kg/m³
Installation type "B": free inlet, ducted outlet
12000 m³/h fan test chamber according to AMCA 210/05 fig. 12
Free-field inlet side Lp(A) measurements at 1 m according to ISO 3746:2011

Fan type:	CVX/2M	Motor code:	2011025	Motor T.H.:	YES-IN
Date:	2023/11/16	Motor power [W]:	550	Capacitor [μF]:	16
Power supply[V]:	230 1~	Motor poles:	2	Fan max. abs. current [A]:	3
Frequency [Hz]:	50	Mot. prot. class:	IP55		
		Mot. ins. class:	F		

ErP status: Not subjected to ErP Regulation

Setup for unit noise test



Noise test setup is according to ISO 3746:2011 Standard.

A microphone, placed at 1 meter from the air inlet and 1 meter from the ground, gets the sound pressure levels in different unit operating conditions.

Test data are then mathematically revised in order to get the A-weighted free-field total sound pressure levels Lp(A) of the unit.

The Lp(A) value in dB(A) is available on CMC documentation.

Add 11 dB(A) to the sound pressure level Lp(A) value to get the correspondent sound power level Lw(A).

