



**Di✓verso**



**MOD: WR-M4BF-M1**

**Production code: DIMFB77FEVXS\_**

**06/2025**

LEGENDA SIMBOLI / LEGEND



INGRESSO GAS / GAS INLET  
(EN 10226-1) Ø M 1/2"



INGRESSO ACQUA /  
WATER INLET Ø M 1/2"



ATTACCO EQUIPOTENZIALE /  
EQUIPOTENTIAL



ALIMENTAZIONE ELETTRICA /  
POWER SUPPLY

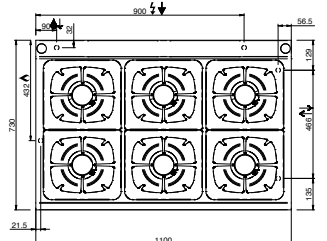
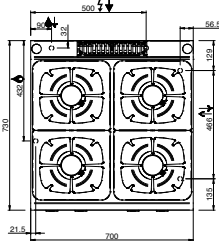
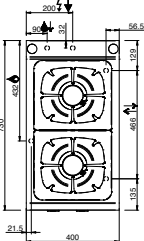
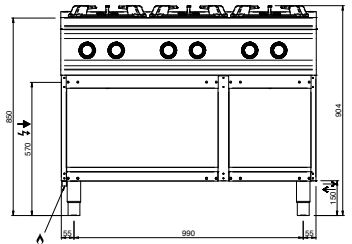
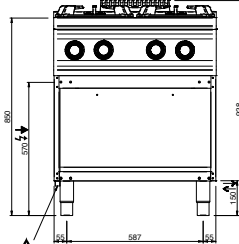
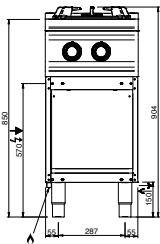
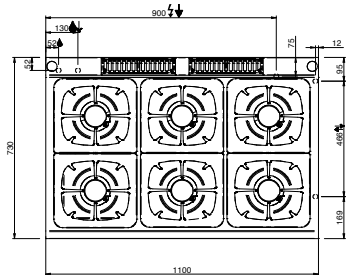
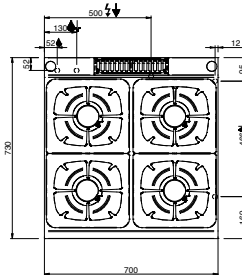
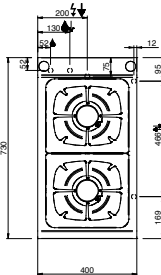
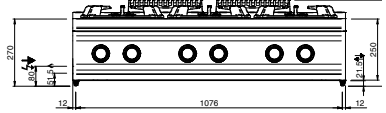
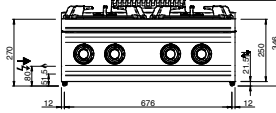
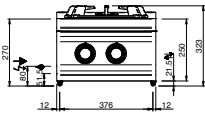


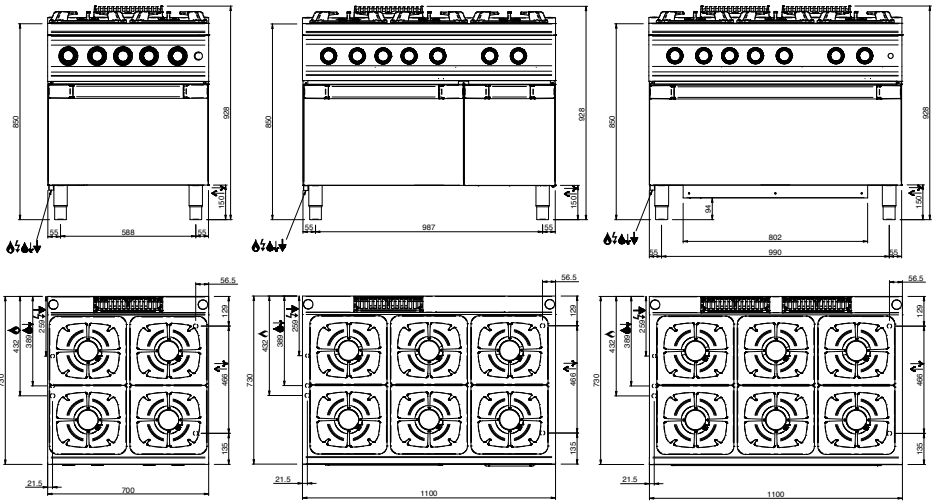
SCARICO ACQUA / OLII  
WATER / OILS DRAIN



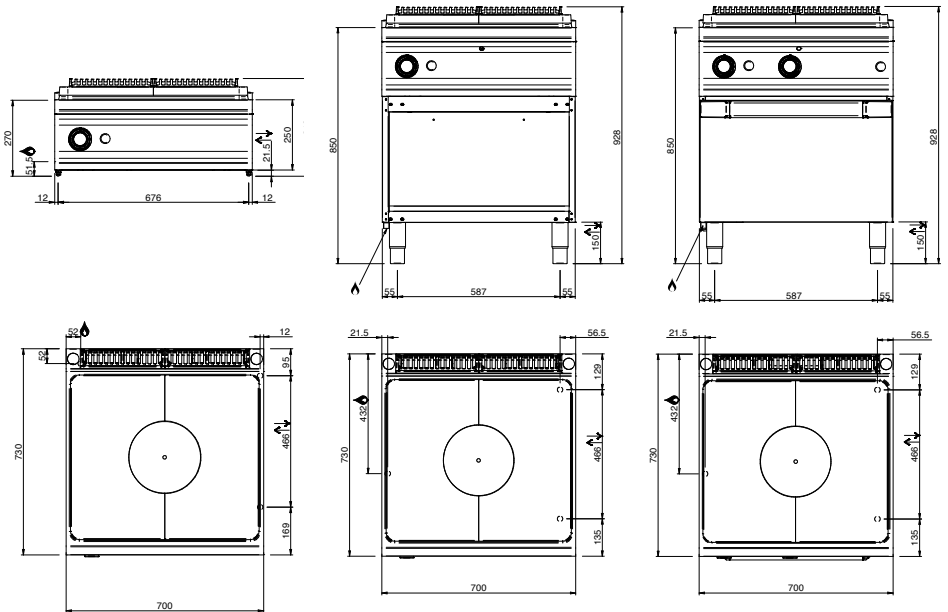
REGOLAZIONE PIEDINI /  
FEET ADJUSTMENT (h 0/+50)  
/ TOP VERSION (h 0/+5)

/ 700 FLEX BURNER ON TOP / ON CUPBOARD / ON OVEN





**/ 700 SOLID TOP ON TOP / ON CUPBOARD / ON OVEN**



LEGGENDA SIMBOLI / LEGEND



INGRESSO GAS / GAS INLET  
(EN 10226-1) Ø M 1/2"



INGRESSO ACQUA /  
WATER INLET Ø M 1/2"



ATTACCO EQUIPOTENZIALE /  
EQUIPOTENTIAL



ALIMENTAZIONE ELETTRICA /  
POWER SUPPLY

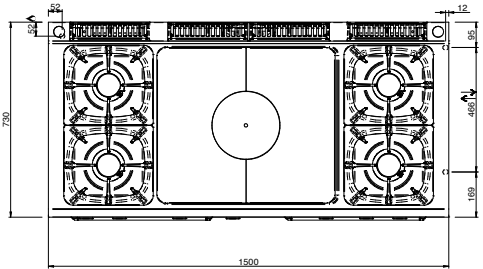
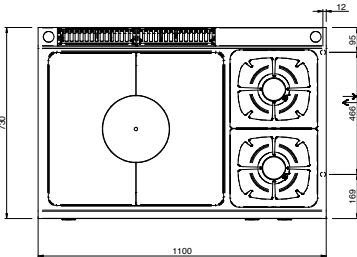
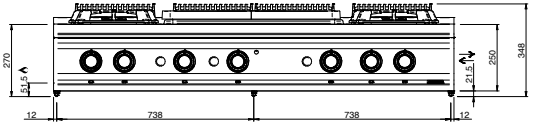
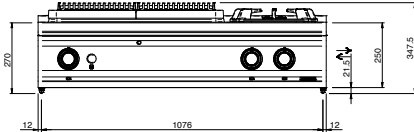


SCARICO ACQUA / OLII  
WATER / OILS DRAIN

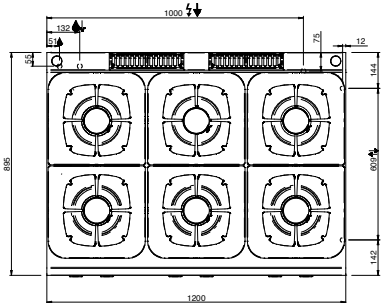
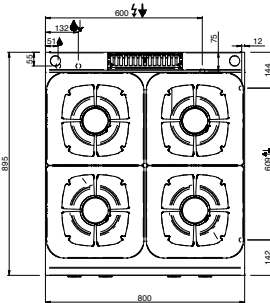
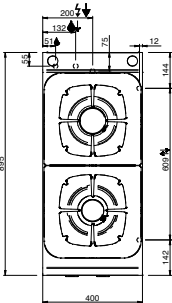
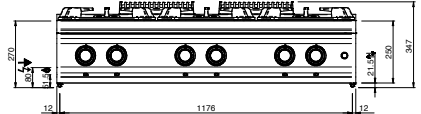
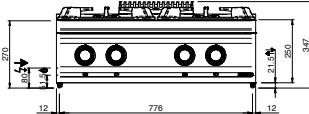
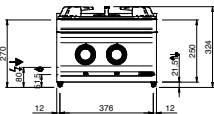


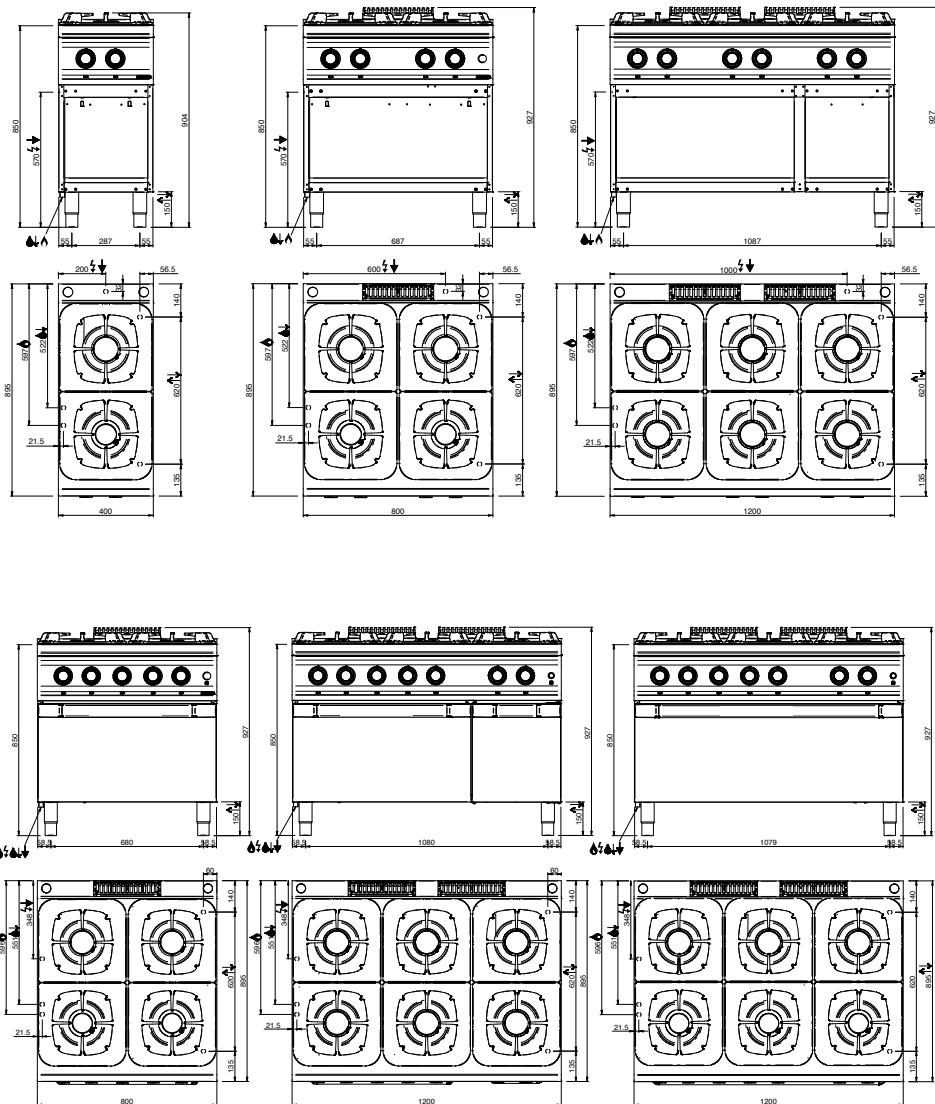
REGOLAZIONE PIEDINI /  
FEET ADJUSTMENT (h 0/+50)  
/ TOP VERSION (h 0/+5)

/ 700 SOLID TOP



/ 900 FLEX BURNER ON TOP / ON CUPBOARD / ON OVEN





LEGENDA SIMBOLI / LEGEND



INGRESSO GAS / GAS INLET  
(EN 10226-1) Ø M 1/2"



INGRESSO ACQUA /  
WATER INLET Ø M 1/2"



ATTACCO EQUIPOTENZIALE /  
EQUIPOTENTIAL



ALIMENTAZIONE ELETTRICA /  
POWER SUPPLY



SCARICO ACQUA / OLII  
WATER / OILS DRAIN



REGOLAZIONE PIEDINI /  
FEET ADJUSTMENT (h 0/+50)  
/ TOP VERSION (h 0/+5)

/ 900 SOLID TOP ON TOP / ON CUPBOARD / ON OVEN

