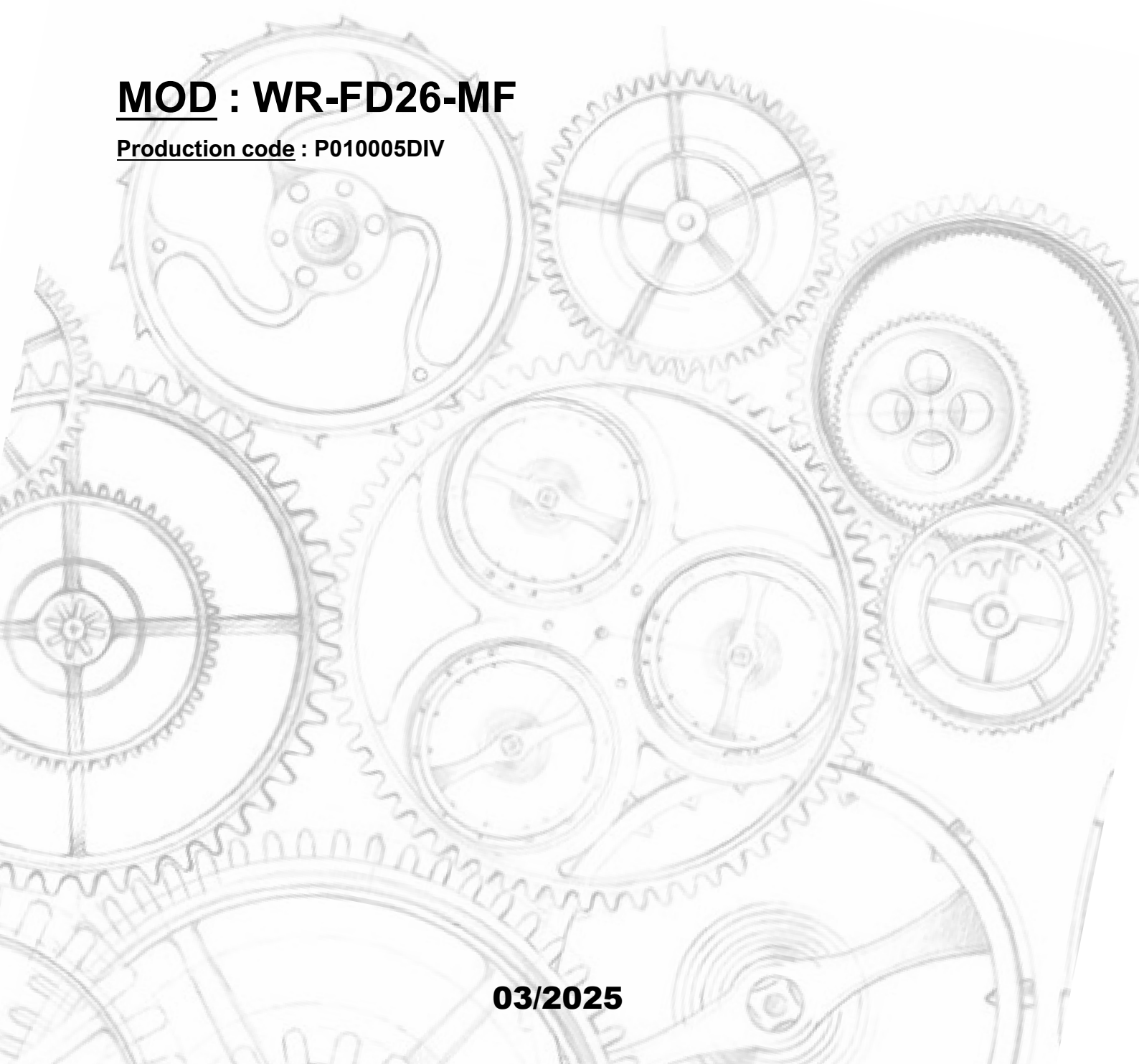




DiVerso

MOD : WR-FD26-MF

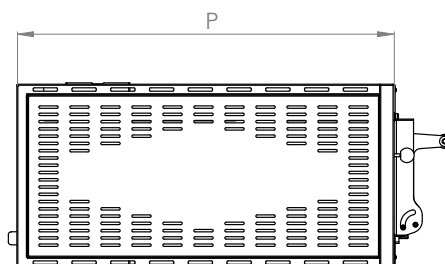
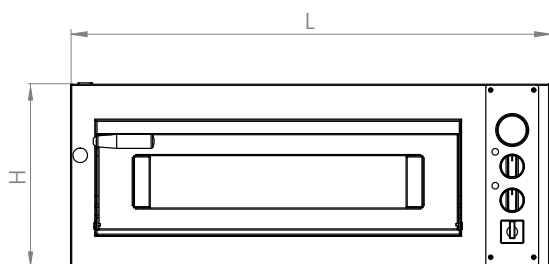
Production code : P010005DIV



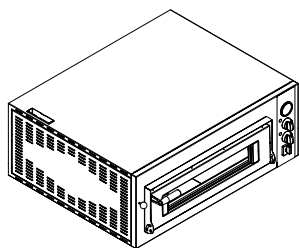
03/2025

Skill Line - Analog

- ▶ Front side manufactured in stainless steel
- ▶ Cooking bottom in refractory stones
- ▶ Maximum baking temperature: 450 °C
- ▶ Independent temperature set
- ▶ Armoured heating elements
- ▶ Extra-insulation 50mm
- ▶ Ergonomic handle with adjustable position (right - left)
- ▶ Large-sized glass for better internal visibility
- ▶ Internal light
- ▶ Smoke release control system
- ▶ Analog controls

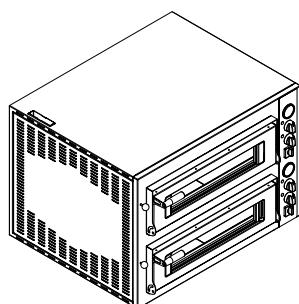


Single chamber



Model	CS-A35-4P	CS-A35-6P	CS-A35-6LP	CS-A35-9P
Code	P010000	P010001	P010002	P010003
External dimensions [mm] WxDxH	990x820x380	990x1170x380	1340x820x380	1340x1170x380
Chamber dimensions [mm] WxDxH	700x700x150	700x1050x150	1050x700x150	1050x1050x150
Pizza dimensions [mm]	4x ø350	6x ø350	6x ø350	9x ø350
Supply voltage [50Hz]	400V 3Ph+N+T	400V 3Ph+N+T	400V 3Ph+N+T	400V 3Ph+N+T
Total power [KW]	5,75	7,55	10,00	13,10
Packaging dimensions [mm] WxPxH	1055x950x550	1055x1300x550	1405x950x550	1405x1300x550
Net weight [Kg]	70	100	100	130
Gross weight [Kg]	90	120	120	150

Double chamber



Model	CS-A35-8P	CS-A35-12P	CS-A35-12LP	CS-A35-18P
Code	P010004	P010005	P010006	P010007
External dimensions [mm] WxDxH	990x820x680	990x1170x680	1340x820x680	1340x1170x680
Chamber dimensions [mm] WxDxH	700x700x150	700x1050x150	1050x700x150	1050x1050x150
Pizza dimensions [mm]	8x ø350	12x ø350	12x ø350	18x ø350
Supply voltage [50Hz]	400V 3Ph+N+T	400V 3Ph+N+T	400V 3Ph+N+T	400V 3Ph+N+T
Total power [KW]	11,5	15,1	20,0	26,2
Packaging dimensions [mm] WxPxH	1055x950x850	1055x1300x850	1405x950x850	1405x1300x850
Net weight [Kg]	120	170	170	220
Gross weight [Kg]	140	190	190	240

Oven stands



- ▶ Realized in stainless steel
- ▶ 8 different models available
- ▶ Supplied with feet or wheels
- ▶ Bottom shelf available upon request

	4	6	6L	9
External dimensions [mm] WxDxH	990x780x1010/1070	990x1130x1010/1070	1340x780x1010/1070	1340x1030x1010/1070
Packaging dim. [mm] WxPxH	1115x355x110	1500x355x110	1500x355x110	1500x355x110
Gross weight [Kg]	25	25	25	30



FEET

Model	BP-4P-001	BP-6P-001	BP-6LP-001	BP-9P-001
Code	P030000	P030001	P030002	P030003



WHEELS

Model	BR-4P-001	BR-6P-001	BR-6LP-001	BR-9P-001
Code	P030004	P030005	P030006	P030007

	8	12	12L	18
External dimensions [mm] WxDxH	990x780x810/870	990x1130x810/870	1340x780x810/870	1340x1030x810/870
Packaging dim. [mm] WxPxH	1115x355x110	1500x355x110	1500x355x110	1500x355x110
Gross weight [Kg]	25	25	25	30



FEET

Model	BP-8P-001	BP-12P-001	BP-12LP-001	BP-18P-001
Code	P030008	P030009	P030010	P030011



WHEELS

Model	BR-8P-001	BR-12P-001	BR-12LP-001	BR-18P-001
Code	P030012	P030013	P030014	P030015