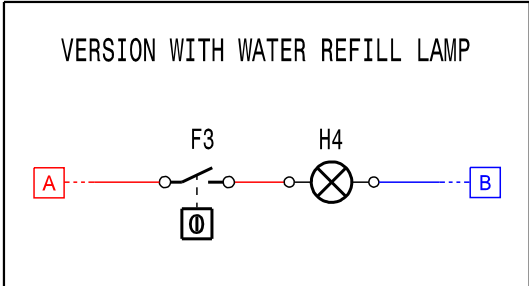
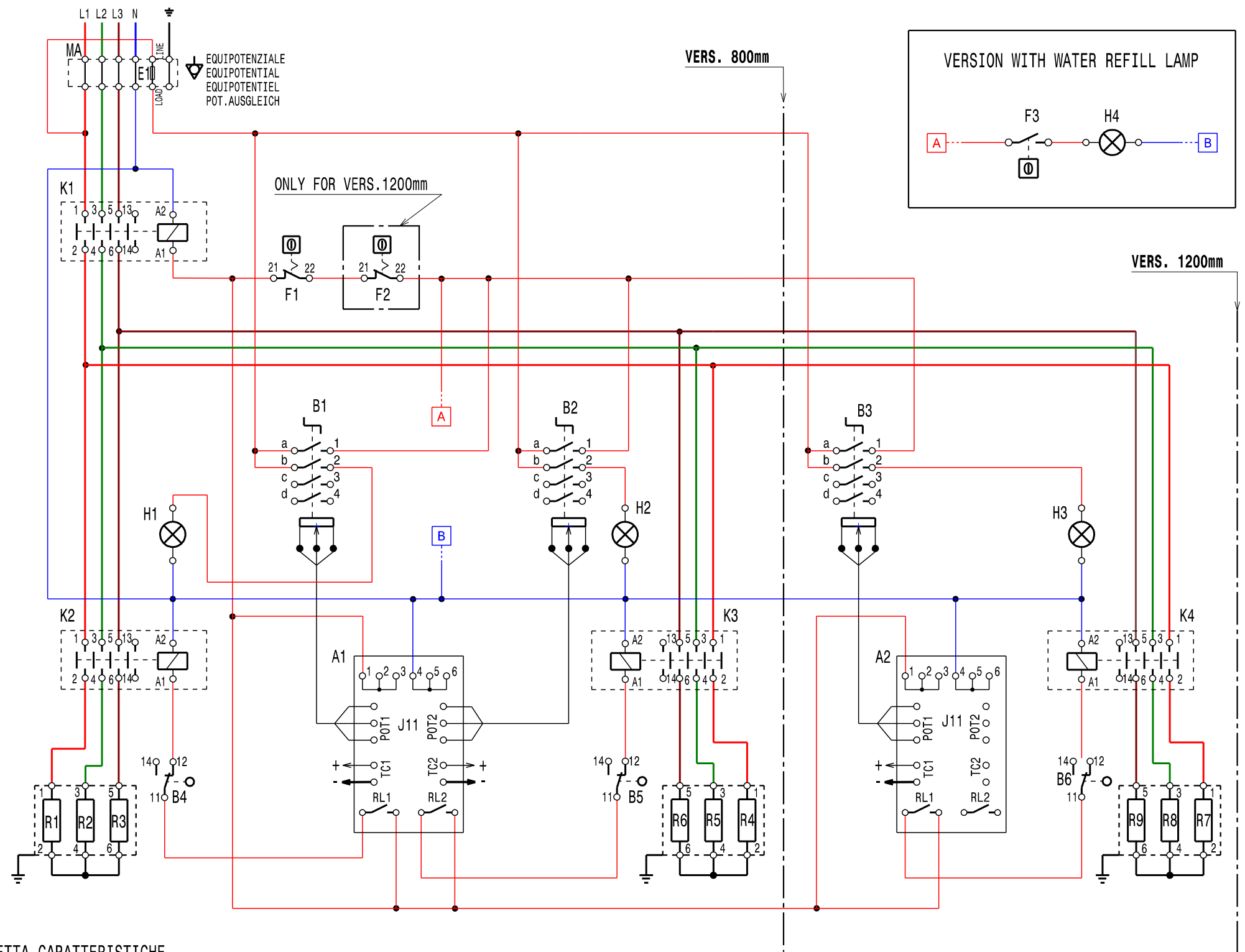
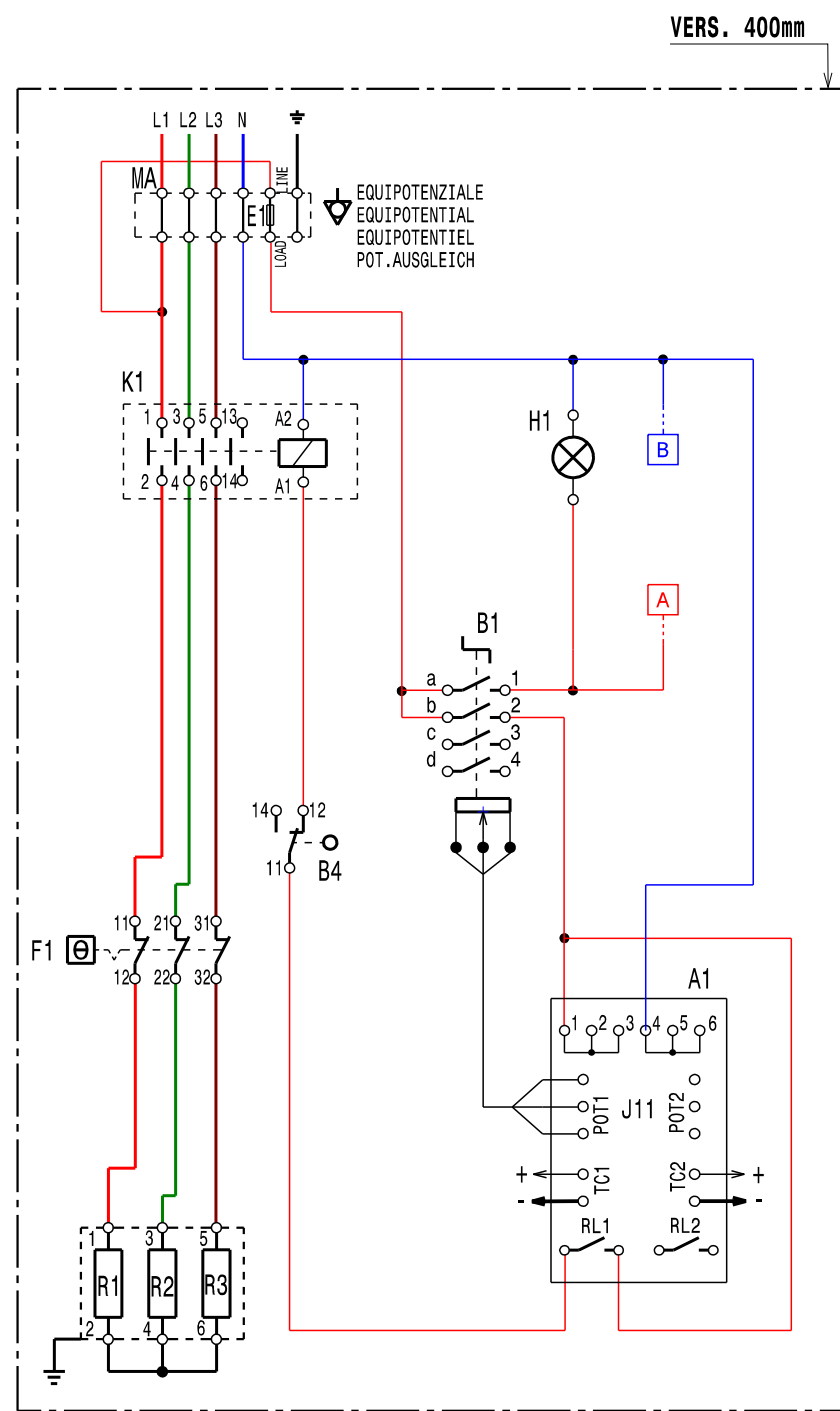




**MOD : E17/GPLP2-HP-230/3-**

**Production code : 373301**

**11/2023**



RICAVARE I DATI DI ALIMENTAZIONE DELL'APPARECCHIATURA DALLA TARGHETTA CARATTERISTICHE.

FOR APPLIANCE POWER SUPPLY VALUES REFER TO DATA LABEL.

E1: 1A "T"

MODEL 700 (400-415V)  
400V 3N ~ 50/60Hz  
3,45 kW 5A VERS. 400mm  
6,9 kW 10A VERS. 800mm  
10,35 kW 15A VERS. 1200mm

MODEL 700 (380-400V)  
380V 3N ~ 50/60Hz  
3,45 kW 5,2A VERS. 400mm  
6,9 kW 10,5A VERS. 800mm  
10,35 kW 16A VERS. 1200mm

MODEL 700 (415-430V)  
430V 3N ~ 50/60Hz  
3,3 kW 4,4A VERS. 400mm  
6,6 kW 8,8A VERS. 800mm  
9,9 kW 13,3A VERS. 1200mm

MODEL 900 (400-415V)  
400V 3N ~ 50/60Hz  
5,4 kW 7,8A VERS. 400mm  
10,8 kW 15,6A VERS. 800mm  
16,2 kW 23,4A VERS. 1200mm

MODEL 900 (380-400V)  
380V 3N ~ 50/60Hz  
5,4 kW 8,2A VERS. 400mm  
10,8 kW 16,4A VERS. 800mm  
16,2 kW 24,6A VERS. 1200mm

MODEL 900 (415-430V)  
430V 3N ~ 50/60Hz  
5,2 kW 6,9A VERS. 400mm  
10,3 kW 13,9A VERS. 800mm  
15,5 kW 20,8A VERS. 1200mm

F3	TERMOSTATO VASCA	TUB THERMOSTAT
B4-B5-B6	MICROINTERRUTTORE	MICROSWITCH
F1-F2	LIMITATORE DI TEMPERATURA	SAFETY THERMOSTAT
E1	FUSIBILE	FUSE
K1-2-3-4	CONTATTORE	CONTACTOR
R1-9	RESISTENZA	HEATING ELEMENT
A1-A2	SCHEDA CONTROLLO ENERGIA	ENERGY CONTROL BOARD
H4	LAMPADA SEGNAZIONE RICARICO ACQUA	WATER REFILL LAMP
H1-2-3	LAMPADA "CORRENTE INSERITA"	POWER ON LAMP
B1-2-3	INTERRUTTORE + POTENZIOMETRO	SWITCH + POTENTIOMETER
MA	MORSETTIERA	MAIN TERMINAL BOARD

ELECTRIC DIAGRAM GRILL HP 700-900 400V 3P+N

From S/N :

N°: 60289M00